

Simulanis Solutions Pvt. Ltd.

Amco Tower
A-5, 6, 7, Amaltash Marg,
A Block, Sector 9,
Noida, Uttar Pradesh, India (201301)

Paint Simulator Manual

June 21, 2022

Product Overview

Simulanis Paint Simulator is a virtual reality-based simulator that provides a realistic feeling of the painting. The simulator is designed and developed for the trainee and students are looking to get trained on how to perform a professional painting. The solution is an analytical-based painting solution that provides necessary data for performance review.



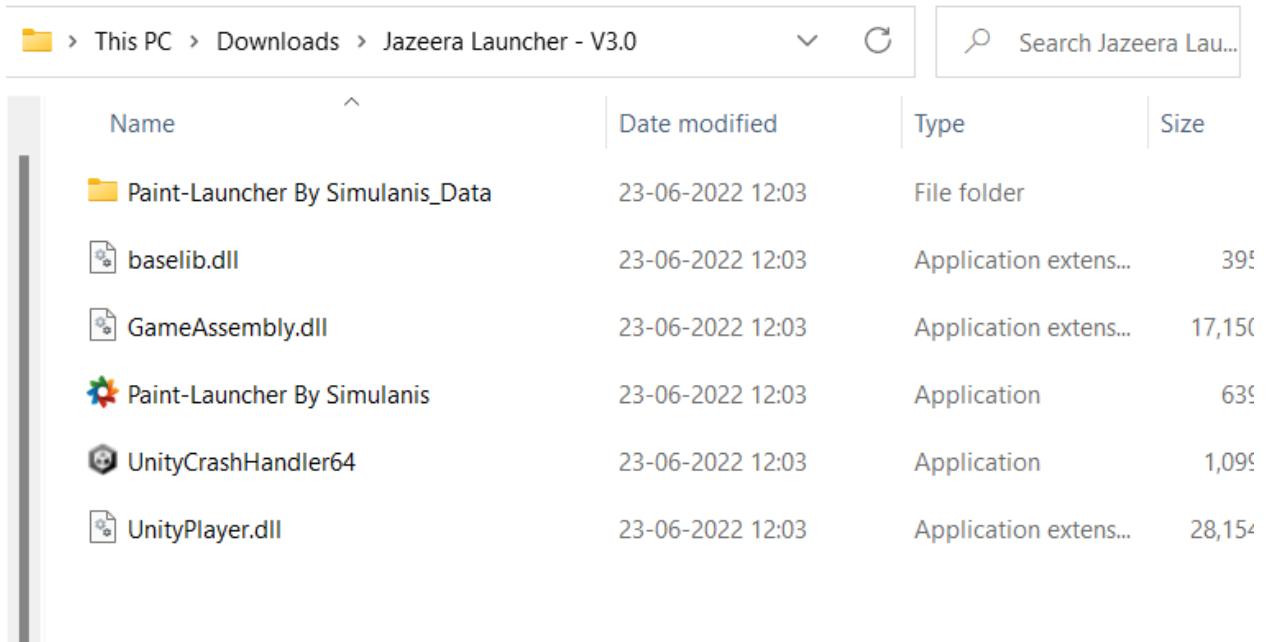
Simulanis' Paint Virtual Reality Simulator is an impactful alternative training method to traditional coating and spray-painting techniques. It allows trainees to work in a safer work environment without worrying about illness due to exposure to toxic materials.

The solution comes with software and hardware. The hardware and software are integrated and work together to give a realistic feeling to the feeling.

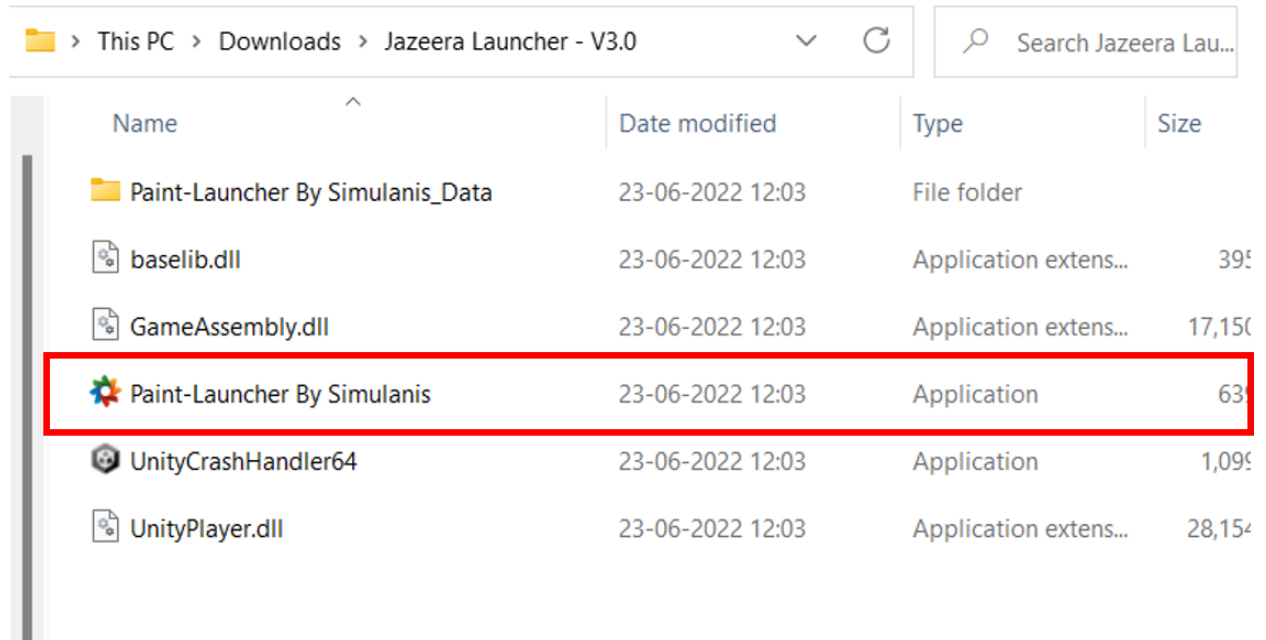
Software

The software runs on the laptop provided by Simulanis Solutions. The laptop is a VR-ready laptop that has capabilities to support the software. Simulanis has provided a launcher application. After you have downloaded the zip file, extract it using the appropriate software.

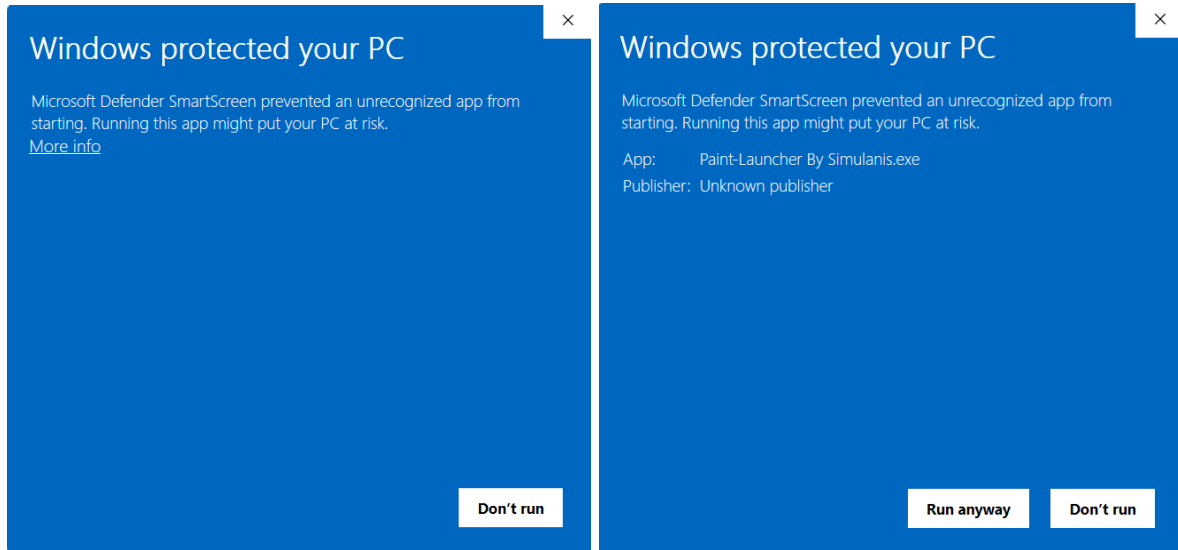
1. Once the file is extracted, open the folder and you would see the following screen.



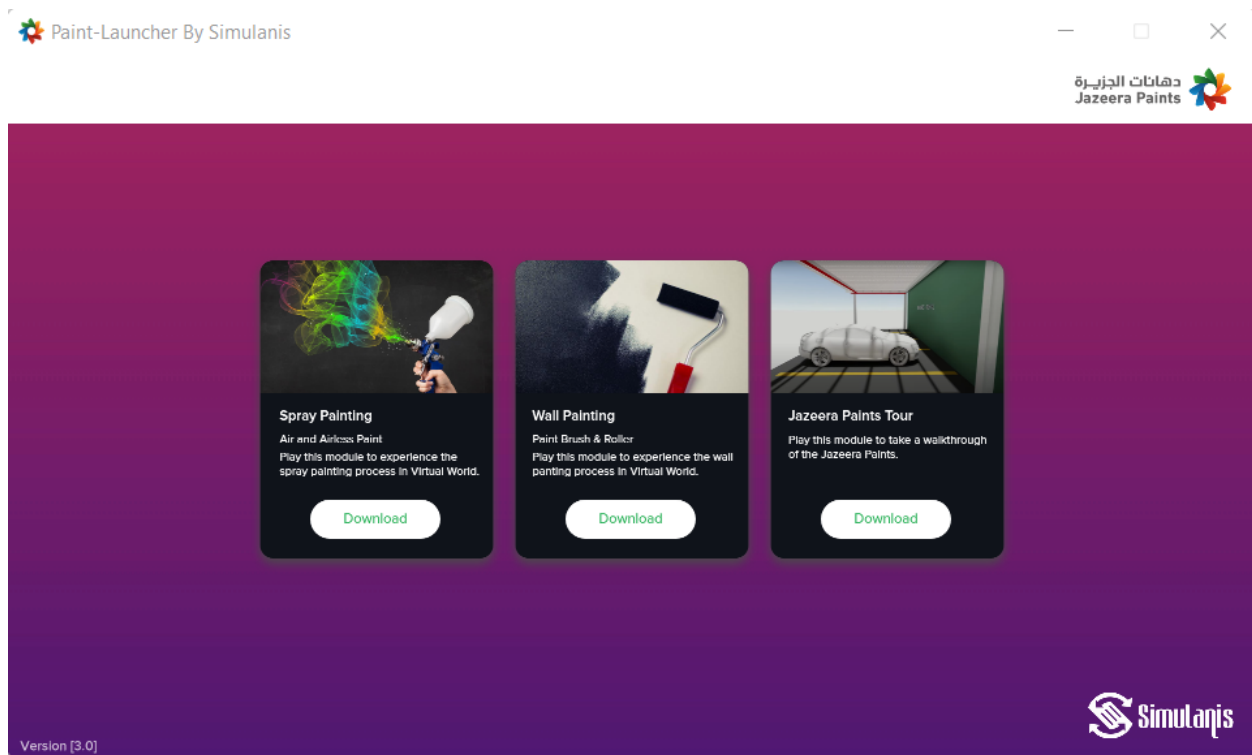
2. Double click on the "Paint- Launcher By Simulanis"



3. In case the following Microsoft Defender window pop-up, select Run button.



4. The launcher application will open up and the following window will appear.

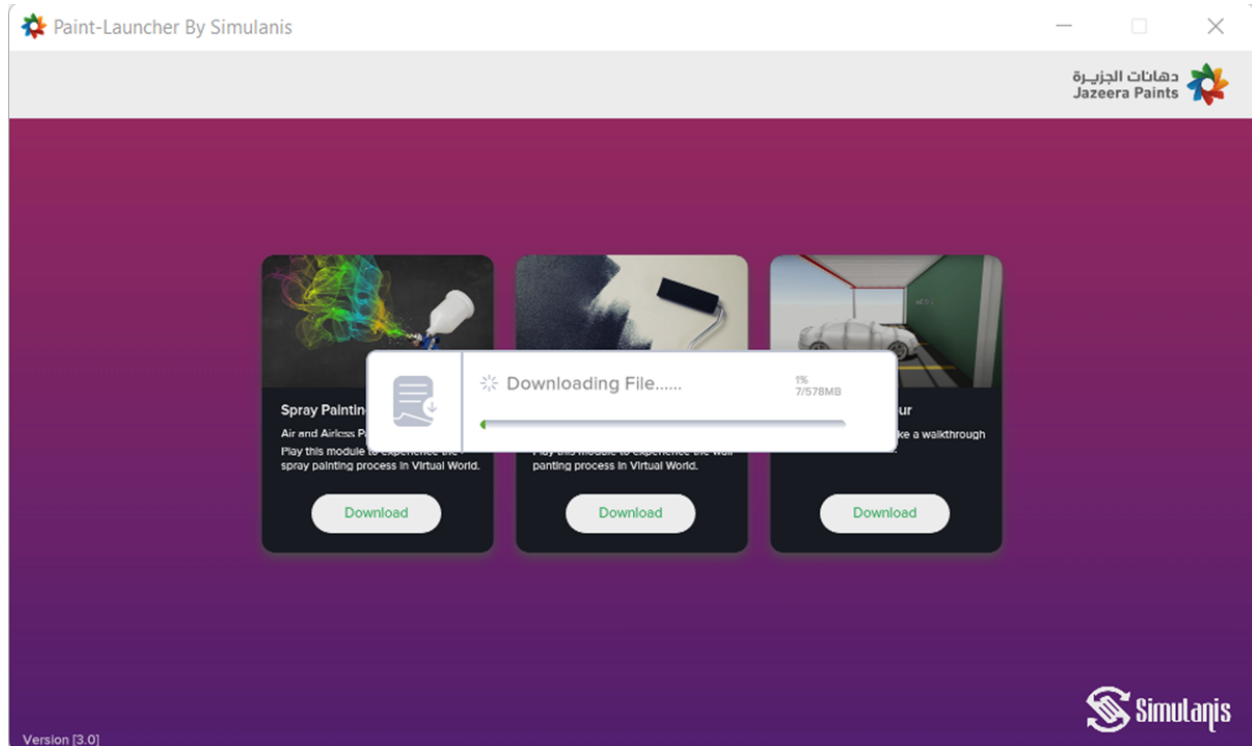


In the window you will find the following three options.

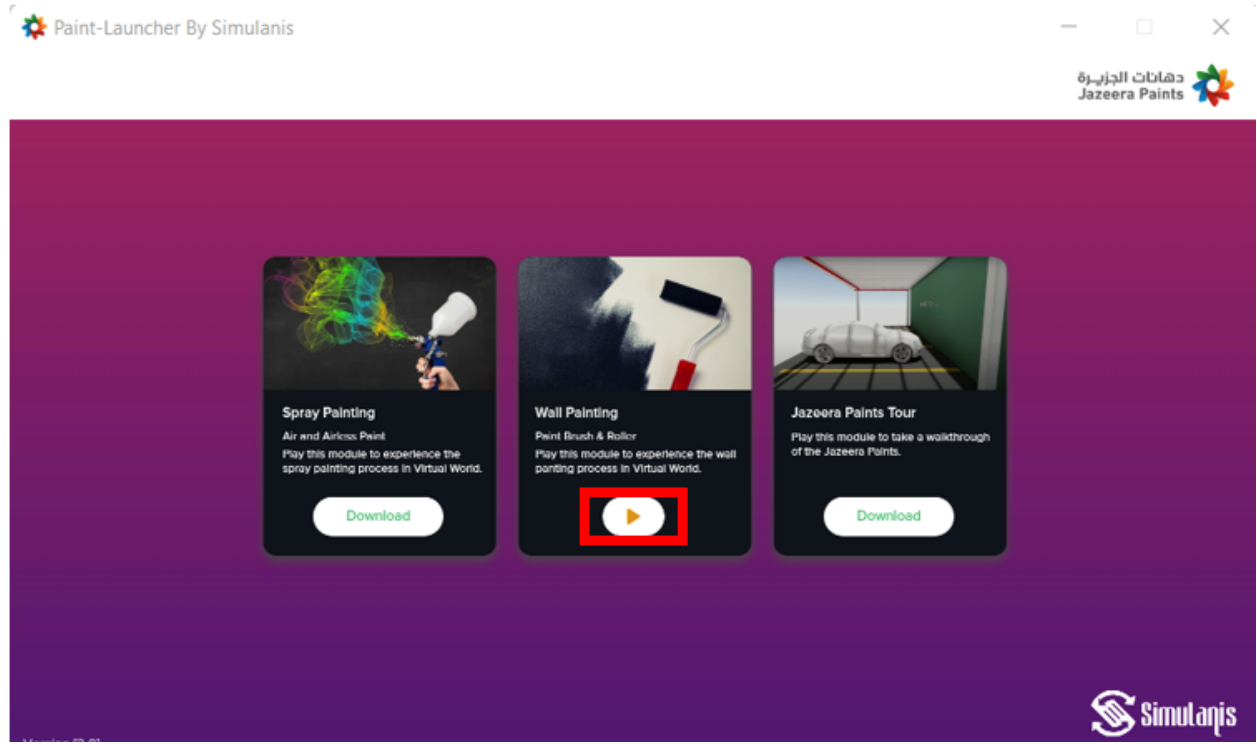
4

- Spray Painting: The section covers HVLP and Airless Gun.
- Wall Painting: The section covers Brush and Roller painting.
- Jazeera Paints Tour: The section gives you a virtual tour of the Jazeera Paints facility.

5. Select the download button and the application will start downloading.




6. After downloading is completed, you will find a play button. Select the play button to start the section.



Spray Painting

On opening the Spray Painting section, you will find the following options. Always make sure the VR headset is connected to the system before you start the application.



1. Air Spray: This will take you to the module with an Air Spray (HVLP) gun.
2. Airless Spray: This will take you to the module with Airless Spray gun
3. Home
4. Introduction: This will take you to an introduction page.
5. Exit: This option will close the application.

Wall Painting

When you open the Wall Paining section, you will see the following options. Always make sure the VR headset is connected to the system before you start the application.



1. Roller: This option opens up the roller based painting application.
2. Brush: This option opens up the brush based paint application.
3. About Application: This option will tell the users about the application.
4. Controls: Users will learn about controls using the option.
5. Safety Guide: This option tells the user on the safety measure to be taken while painting.
6. Exit: Using this option the user would be able to exit the application.

Hardware

In terms of hardware, there are four hardware Simulanis has provided. Following is the hardware provided as a package.

1. Portable Waterproof Hard Case
2. VR Ready Laptop
3. Laptop Cooler
4. Oculus Quest 2
5. HVLP Paint Gun
6. Airless Paint Gun

8

7. Paint Roller
8. Paint Brush

Each piece of hardware has its own importance and the following sections show their importance and how to use them.

Portable Waterproof Hard Case

It is a portable waterproof hard case with wheels to make it easy to move from one place to another. The case comes with the power claw latching system which keeps the case tightly closed. Always ensure that the latches are closed properly to prevent the hardware from any damage.



When you open the case, you will find other components.

VR Ready Laptop

The laptops are specially designed for the VR based applications rendering. Following are the specifications of the Laptop provided along with the package:

★★★★

Laptop Cooler



The laptop cooler is provided as a part of the package to help improve the computer performance. The cooling pad has 5 cooling fans (4 Medium Size, and 1 Large Size) provides a steady air flow - designed to keep your laptops cool and performing at peak ability.

The cooling pad comes with 4 adjustable heights. It is strongly recommended to raise the platform using the feature to ensure that the system doesn't get heats up and the performance is affected.

Oculus Quest 2

Oculus Quest 2 is a virtual reality (VR) headset developed by Facebook Reality Labs. The application will be running on the system and will get displayed in the VR headset. To link the headset with the system, refer to the following steps.

1.

2.

HVLP Paint Gun

As a part of the package, Simulanis provides an HVLP Paint Gun which gets mounted by the Oculus Quest 2 controller. The application and the guns are specifically designed for the right hand controllers. There is a specific way to fit the controller on the gun. Please follow the image references below to understand how to fit the controllers on the gun.

Airless Paint Gun

Second gun which is provided as a package is the Airless Paint Gun. The gun